

**International Student Exchange and International
Research Partnerships:
A Case Study of Renmin University of China**

Zhan Hongyi



1. The Scale of International Student at RUC (1998-2008)

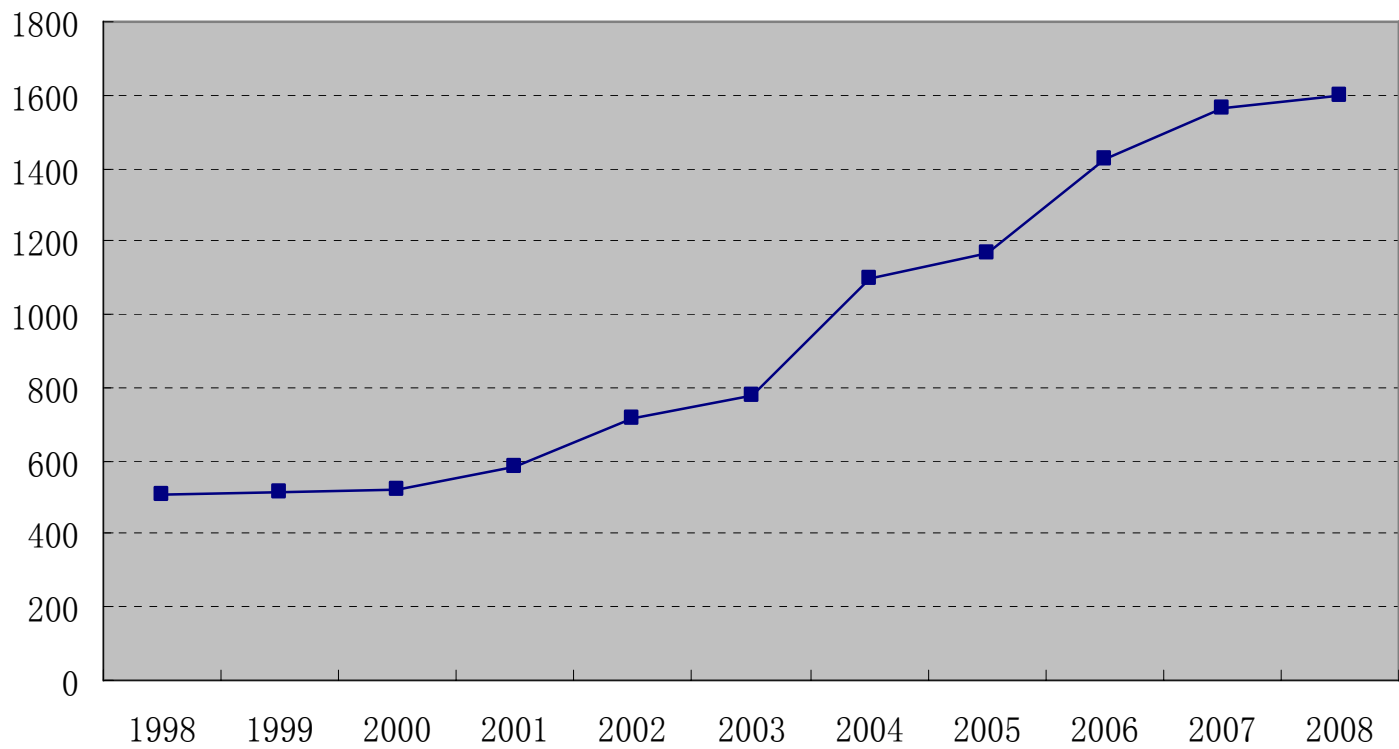
Year	Total Enrollment Student	Number of International Student	Percentage of International Student
2008	20067	1599	8.0%
2007	19746	1565	7.9%
2006	18893	1423	7.5%
2005	17830	1165	6.5%
2004	16859	1099	6.5%
2003	16867	777	4.6%
2002	15212	718	4.7%
2001	12863	586	4.6%
2000	10709	518	4.8%
1999	9442	516	5.5%
1998	8522	507	5.9%



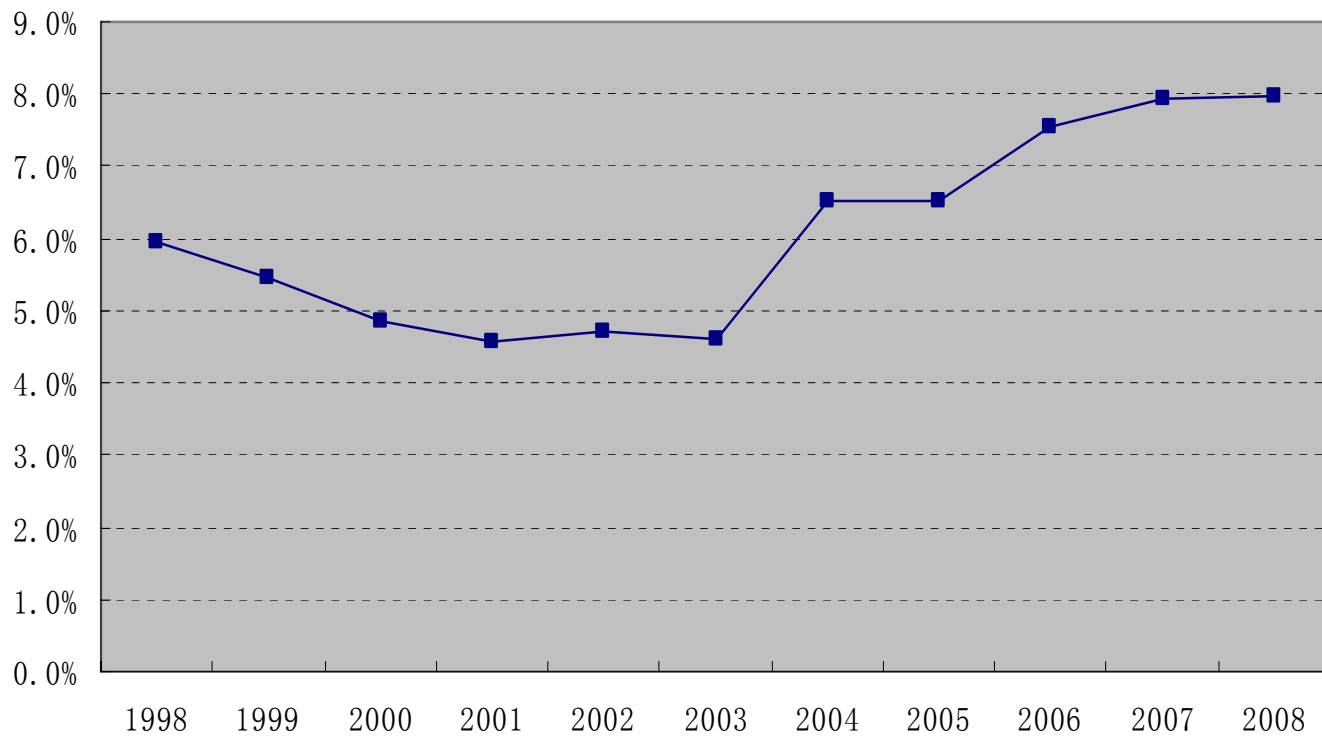
- Last 11 years, the number of international student at RUC increased rapidly, from 507 in 1998 to 1599 in 2008. Average annual growth rate is 12.2%.
- During the last 11 years, the percentage of international student at RUC has fluctuated. From 1998 to 2003, the percentage had decreased from 5.9 to 4.6. The main reason was that during those years under the college expansion plan the growth rate of total enrollment student at RUC more than the growth rate of international student. Started from 2003, the percentage of international student has increased form 4.6 to 8.0.



Number of International Student



Percentage of International Student



Number and Percentage of International Student in Different Degree

Year	Undergraduate Student			Graduate Student		
	Total Enrollment Student	Number of International Student	Percentage of International Student	Total Enrollment Student	Number of International Student	Percentage of International Student
2008	10547	1157	10.97%	9520	178	1.87%
2007	10368	1106	10.67%	9378	150	1.60%
2006	9947	1015	10.20%	8946	141	1.58%
2005	9571	794	8.30%	8259	136	1.65%
2004	9277	662	7.14%	7582	117	1.54%
2003	8634	348	4.03%	8233	72	0.87%
2002	8083	368	4.55%	7129	83	1.16%
2001	7270	288	3.96%	5593	77	1.38%
2000	6302	—	—	4407	—	—
1999	5806	—	—	3636	—	—
1998	5410	184	3.40%	3112	93	2.99%



- In different degree the growth rate is different. The number of undergraduate international student at RUC from 184 in 1998 increased to 1157 in 2008. Average annual growth rate is 20.2%. The number of graduate international student at RUC from 93 in 1998 increased to 178 in 2008. Average annual growth rate is 6.7%.
- Despite undergraduate student or graduate student, the percentage of international student at RUC has fluctuated from 1998 to 2008. In 2003, the number and percentage of graduate international student were 72 and 0.87. They were both lowest during these years.
- The main body of international student at RUC is undergraduate student. During the last 11 years, the ratio of undergraduate student to graduate student is rising, from 2 to about 7.



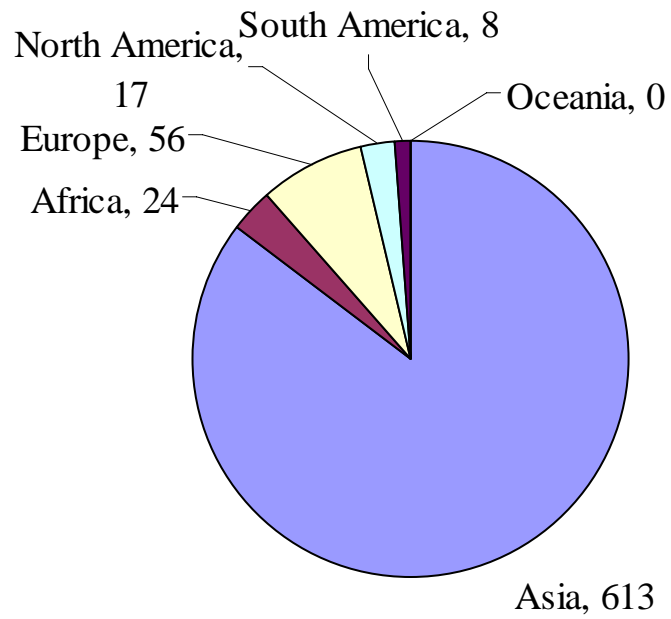
2. The Source Continents of International Student at RUC (2002-2008)

Year	Number of International Student						
	Total	Asia	Africa	Europe	North America	South America	Oceania
2008	1599	1406	34	96	42	8	13
2007	1565	1418	32	70	22	18	5
2006	1423	1291	25	64	23	15	5
2005	1165	1038	32	66	18	7	4
2004	1099	964	19	84	24	8	0
2003	777	612	17	75	62	5	6
2002	718	613	24	56	17	8	0
Year	Percentage of International Student						
	Total	Asia	Africa	Europe	North America	South America	Oceania
2008	100	87.93	2.13	6.00	2.63	0.50	0.81
2007	100	90.61	2.04	4.47	1.41	1.15	0.32
2006	100	90.72	1.76	4.50	1.62	1.05	0.35
2005	100	89.10	2.75	5.67	1.55	0.60	0.34
2004	100	87.72	1.73	7.64	2.18	0.73	0.00
2003	100	78.76	2.19	9.65	7.98	0.64	0.77
2002	100	85.38	3.34	7.80	2.37	1.11	0.00



- Most international students at RUC come from Asia. The percentage of Asia student is about 90 in recent years. From 2002 to 2008, the distribution of source continents of international student was steady, not changing with the number increasing.
- In 2002, ranking by number of international student at RUC, the order is Asia, Europe, Africa, North America, South America and Oceania. In 2008, the order has a little change, Africa and North America changing their position, South America and Oceania also changing their position.

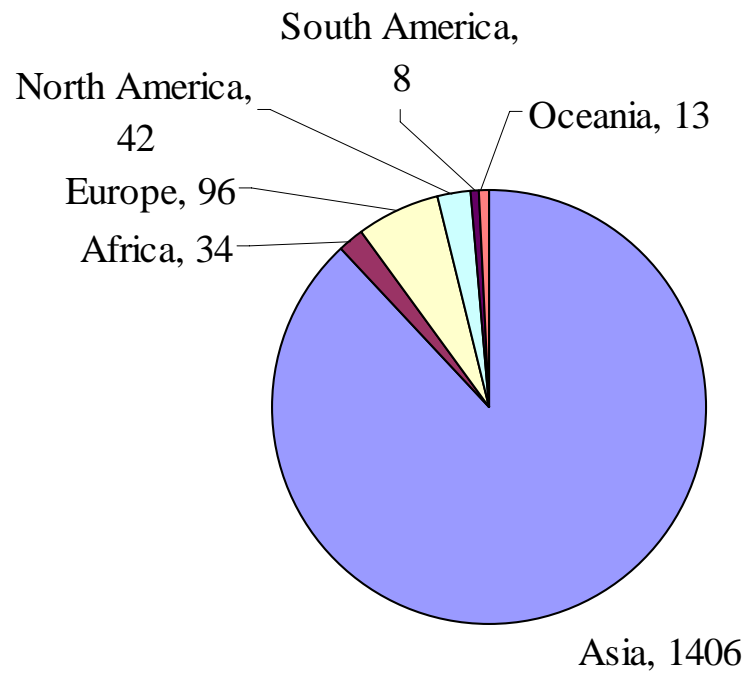




2002



中國風



2008



中國風

3. International Summer School: The New Model of International Student Exchange



- In 2009, RUC had opened International Summer School (ISS) which lasted from June 29 to July 24.
- The teachers' pool for the 2009 ISS are mainly professors from international top universities, "Cheung Kong Scholars" professors, Chair professors of RUC and other famous professors at home and abroad.
- In the year of 2009, ISS courses include three series: China Studies, Research Frontiers and General Studies and Language Training. Except for Language Training courses, all other courses are taught in English.





- During the Summer School, core courses are well-designed for the students, teachers from first-class international universities are invited to teach, and students from various cultural backgrounds are recruited and study in the same classroom.
- RUC provides a cross-disciplinary, cross-culture and cross-border campus atmosphere and colorful campus cultural activities for ISS students to broaden their international horizon and enhance their international competitiveness.



4. Case Studies of International Research Partnerships at RUC: Different Models in Different Schools

- Centre for European Studies at RUC (CESRUC)

The forebody of Center for European Studies is the European Economic Community Information and Research Center organized by Department of International Politics and Department of International Economics in 1994; which was promoted to university level research center and renamed as Center for European Studies in 1996, becoming a teaching and research institution of cross subjects and departments; selected as one of the key institutions of China-EU high education cooperation framework in 1997, and the key supporting target of China-EU studies centers in 2004.



Research Projects and Funds of Full-time Research Fellows in CESRUC (2001-2003)
Unit of Funds: 10,000 Yuan

Funds Projects	Projects Number	Total Funds		Annual Funds			
		Amount of Funds	Percentage	Average Annual Funds	Funds in 2001	Funds in 2002	Funds in 2003
Total	16	222.2	100	74.07	73.1	48	101.1
Ministry of Education Social Science Fund	9	135	60.8%	45	61.5	40	33.5
Other Ministry Social Fund	1	5	2.3%	1.67	0	0	5
Local Governmental Fund	2	7.6	3.4%	2.53	0	3	4.6
International Cooperation	3	54.6	24.6%	18.2	11.6	5	38
Cooperation with HK, Macao	1	20	9.0%	6.67	0	0	20



- Institute of Higher Education at RUC (IHERUC)

“Teaching and Research on International Higher Education at RUC” is a project which is set by IHERUC and BIEE (Beijing International Education Exchange). This project will invite one to two famous abroad higher education professors to RUC. They will cooperate with Chinese professors and do some teaching and research for about two months.

This May IHE had invited professor Robert Rhoads to RUC. Robert Rhoads is a professor of Graduate School of Education and Information Studies at UCLA. He opened a cause “American Higher Education Research: The Forefront and Relevant Trends” for RUC’s teachers and students.



5. Experience of International Exchange at RUC

- I. The percentage of international student at RUC is low. We need do more to attract international student. On the other hand, we want to cooperate and exchange with more foreign universities, in order to offer home students at RUC more opportunities attending international exchange.
- II. Now most international students at RUC come from Asian countries. We try to attract more international students from other continents.
- III. Now most scholars who take part in international research partnerships at RUC are foreign citizens of Chinese origin. We also need more excellent scholars who are not foreign citizens of Chinese origin to take part in our international programs.



Thank You!

